

SUMMARY OF APPROPRIATIONS, ALLOTMENTS, OBLIGATIONS, DISBURSEMENTS AND BALANCES BY OBJECT OF EXPENDITURES

As at the Quarter Ending December 31, 2023

Department : State Universities and Colleges (SUCs)
 Agency/Entity : Batangas State University
 Operating Unit : < not applicable >
 Organization Code (UACS) : 08 038 0000000
 Fund Cluster : 01 Regular Agency Fund

	Current Year Appropriations
	Supplemental Appropriations
X	Continuing Appropriations

(e.g. UACS Fund Cluster: 01-Regular Agency Fund, 02-Foreign Assisted Projects Fund, 03-Special Account-Locally Funded/Domestic Grants Fund, and 04-Special Account-Foreign Assisted/Foreign Grants Fund)

Particulars	UACS CODE	Appropriations			Allotments					Obligations				Total
		Authorized Appropriations	Adjustments (Transfer To/From, Modifications/ Augmentations)	Adjusted Appropriations	Allotments Received	Adjustments (Reductions, Modifications/ Augmentations)	Transfer To	Transfer From	Adjusted Allotments	1st Quarter Ending March 31	2nd Quarter Ending June 30	3rd Quarter Ending September 30	4th Quarter Ending December 31	
1	2	3	4	5=(3+4)	6	7	8	9	10=[(6+(-)7)-8+9]	11	12	13	14	15=(11+12+13+14)
SUMMARY		106,387,151.45	-	106,387,151.45	106,387,151.45	-	-	-	106,387,151.45	21,401,470.17	3,580,983.02	13,612,517.30	67,791,081.53	106,386,052.02
I. AGENCY SPECIFIC BUDGET		106,387,151.45	-	106,387,151.45	106,387,151.45	-	-	-	106,387,151.45	21,401,470.17	3,580,983.02	13,612,517.30	67,791,081.53	106,386,052.02
Maintenance and Other Operating Expenses		44,108,400.65	336,000.00	44,444,400.65	44,108,400.65	336,000.00	-	-	44,444,400.65	1,388,134.17	1,554,983.02	1,062,090.30	40,439,179.16	44,444,386.65
Training and Scholarship Expenses		-	745,233.70	745,233.70	-	745,233.70	-	-	745,233.70	38,217.50	-	677,000.00	30,016.20	745,233.70
Training Expenses	5020201000	-	745,233.70	745,233.70	-	745,233.70	-	-	745,233.70	38,217.50	-	677,000.00	30,016.20	745,233.70
Training Expenses	5020201002	-	745,233.70	745,233.70	-	745,233.70	-	-	745,233.70	38,217.50	-	677,000.00	30,016.20	745,233.70
Supplies and Materials Expenses		-	38,203,315.66	38,203,315.66	-	38,203,315.66	-	-	38,203,315.66	901,235.71	1,202,469.40	195,079.27	36,294,689.82	38,203,315.66
Office Supplies Expenses	5020301000	-	217,502.90	217,502.90	-	217,502.90	-	-	217,502.90	-	90,301.00	11,987.00	139,188.90	217,502.90
Office Supplies Expenses	5020301002	-	217,502.90	217,502.90	-	217,502.90	-	-	217,502.90	-	90,301.00	11,987.00	139,188.90	217,502.90
Drugs and Medicines Expenses	5020307000	-	14,058.00	14,058.00	-	14,058.00	-	-	14,058.00	-	-	-	14,058.00	14,058.00
Medical, Dental and Laboratory Supplies Expenses	5020308000	-	437,858.50	437,858.50	-	437,858.50	-	-	437,858.50	103,233.20	3,882.00	61,473.20	392,216.50	437,858.50
Semi-Expendable Machinery and Equipment	5020321000	-	12,835,729.18	12,835,729.18	-	12,835,729.18	-	-	12,835,729.18	429,688.83	433,820.00	22,757.61	11,994,977.96	12,835,729.18
Office Equipment	5020321002	-	27,500.00	27,500.00	-	27,500.00	-	-	27,500.00	5,766.33	1,500.00	3,958.67	16,275.00	27,500.00
Information and Communications Technology	5020321003	-	755,000.00	755,000.00	-	755,000.00	-	-	755,000.00	-	336,000.00	-	419,000.00	755,000.00
Communications Equipment	5020321007	-	37,000.00	37,000.00	-	37,000.00	-	-	37,000.00	-	-	-	37,000.00	37,000.00
Medical Equipment	5020321010	-	1,054,892.22	1,054,892.22	-	1,054,892.22	-	-	1,054,892.22	325,862.22	-	-	729,030.00	1,054,892.22
Technical and Scientific Equipment	5020321013	-	2,032,250.00	2,032,250.00	-	2,032,250.00	-	-	2,032,250.00	-	-	-	2,032,250.00	2,032,250.00
Other Machinery and Equipment	5020321099	-	8,929,086.96	8,929,086.96	-	8,929,086.96	-	-	8,929,086.96	98,060.28	96,320.00	26,716.28	8,761,422.96	8,929,086.96
Semi-Expendable Furniture, Fixtures and Books	5020322000	-	23,864,977.34	23,864,977.34	-	23,864,977.34	-	-	23,864,977.34	221,901.28	635,168.00	71,336.28	23,079,244.34	23,864,977.34
Furniture and Fixtures	5020322001	-	23,864,977.34	23,864,977.34	-	23,864,977.34	-	-	23,864,977.34	221,901.28	635,168.00	71,336.28	23,079,244.34	23,864,977.34
Other Supplies and Materials Expenses	5020399000	-	833,189.74	833,189.74	-	833,189.74	-	-	833,189.74	146,412.40	39,298.40	27,525.18	675,004.12	833,189.74
Communication Expenses		-	108,370.00	108,370.00	-	108,370.00	-	-	108,370.00	-	-	55,000.00	53,370.00	108,370.00
Telephone Expenses	5020502000	-	108,370.00	108,370.00	-	108,370.00	-	-	108,370.00	-	-	55,000.00	53,370.00	108,370.00
Mobile	5020502001	-	108,370.00	108,370.00	-	108,370.00	-	-	108,370.00	-	-	55,000.00	53,370.00	108,370.00
Survey, Research, Exploration and		3,996,100.00	3,996,100.00	-	3,996,100.00	3,996,100.00	-	-	-	-	-	-	-	-
Research, Exploration and Development Expenses	5020702000	3,996,100.00	3,996,100.00	-	3,996,100.00	3,996,100.00	-	-	-	-	-	-	-	-
Research, Exploration and Development	5020702002	3,996,100.00	3,996,100.00	-	3,996,100.00	3,996,100.00	-	-	-	-	-	-	-	-
Professional Services		-	3,232,027.85	3,232,027.85	-	3,232,027.85	-	-	3,232,027.85	369,564.68	219,028.43	220,296.89	2,423,137.85	3,232,027.85


Particulars	UACS CODE	Disbursements					Total	Balances			
		1st Quarter Ending March 31	2nd Quarter Ending June 30	3rd Quarter Ending September 30	4th Quarter Ending December 31	Unreleased Appropriations		Unobligated Allotments	Unpaid Obligations (15-20)=(23+24)		
		16	17	18	19				20=(16+17+18+19)	21=(5-10)	22=(10-15)
1	2	16	17	18	19	20=(16+17+18+19)	21=(5-10)	22=(10-15)	23	24	
SUMMARY		469,769.44	499,177.62	22,063,615.64	6,779,630.08	29,812,192.78	-	1,099.43	13,278,419.06	63,295,440.18	
I. AGENCY SPECIFIC BUDGET		469,769.44	499,177.62	22,063,615.64	6,779,630.08	29,812,192.78	-	1,099.43	13,278,419.06	63,295,440.18	
Maintenance and Other Operating Expenses		469,769.44	499,177.62	620,944.19	4,629,921.39	6,219,812.64	-	14.00	12,838,235.60	25,386,338.41	
Training and Scholarship Expenses		38,217.50	-	41,000.00	587,016.20	666,233.70	-	-	49,000.00	30,000.00	
Training Expenses	5020201000	38,217.50	-	41,000.00	587,016.20	666,233.70	-	-	49,000.00	30,000.00	
Training Expenses	5020201002	38,217.50	-	41,000.00	587,016.20	666,233.70	-	-	49,000.00	30,000.00	
Supplies and Materials Expenses		-	169,164.00	279,024.62	356,863.70	805,052.32	-	-	12,557,504.00	24,840,759.34	
Office Supplies Expenses	5020301000	-	-	44,510.00	17,173.57	61,683.57	-	-	-	155,819.33	
Office Supplies Expenses	5020301002	-	-	44,510.00	17,173.57	61,683.57	-	-	-	155,819.33	
Drugs and Medicines Expenses	5020307000	-	-	-	-	-	-	-	-	14,058.00	
Medical, Dental and Laboratory Supplies Expenses	5020308000	-	-	45,642.00	57,756.50	103,398.50	-	-	-	334,460.00	
Semi-Expendable Machinery and Equipment	5020321000	-	5,000.00	76,144.00	187,327.20	268,471.20	-	-	92,640.00	12,474,617.98	
Office Equipment	5020321002	-	5,000.00	4,750.00	4,750.00	5,000.00	-	-	-	22,500.00	
Information and Communications Technology	5020321003	-	-	-	-	-	-	-	-	755,000.00	
Communications Equipment	5020321007	-	-	-	-	-	-	-	-	37,000.00	
Medical Equipment	5020321010	-	-	-	192,077.20	192,077.20	-	-	-	862,815.02	
Technical and Scientific Equipment	5020321013	-	-	-	-	-	-	-	-	2,032,250.00	
Other Machinery and Equipment	5020321099	-	-	71,394.00	-	71,394.00	-	-	92,640.00	8,765,052.96	
Semi-Expendable Furniture, Fixtures and Books	5020322000	-	150,075.00	4,000.00	-	154,075.00	-	-	12,452,264.00	11,258,638.34	
Furniture and Fixtures	5020322001	-	150,075.00	4,000.00	-	154,075.00	-	-	12,452,264.00	11,258,638.34	
Other Supplies and Materials Expenses	5020399000	-	14,089.00	108,728.62	94,606.43	217,424.05	-	-	12,600.00	603,165.69	
Communication Expenses		-	-	-	-	-	-	-	-	108,370.00	
Telephone Expenses	5020502000	-	-	-	-	-	-	-	-	108,370.00	
Mobile	5020502001	-	-	-	-	-	-	-	-	108,370.00	
Survey, Research, Exploration and		-	-	-	-	-	-	-	-	-	
Research, Exploration and Development Expenses	5020702000	-	-	-	-	-	-	-	-	-	
Research, Exploration and Development	5020702002	-	-	-	-	-	-	-	-	-	
Professional Services		369,564.68	219,028.43	220,296.89	2,423,137.85	3,232,027.85	-	-	-	-	

Particulars	UACS CODE	Appropriations			Allotments					Obligations				Total
		Authorized Appropriations	Adjustments (Transfer To/From, Modifications/ Augmentations)	Adjusted Appropriations	Allotments Received	Adjustments (Reductions, Modifications/ Augmentations)	Transfer To	Transfer From	Adjusted Allotments	1st Quarter Ending March 31	2nd Quarter Ending June 30	3rd Quarter Ending September 30	4th Quarter Ending December 31	
1	2	3	4	5=(3+4)	6	7	8	9	10={{(6+(-)7)-8+9}}	11	12	13	14	15=(11+12+13+14)
Other Professional Services	5021199000	-	3,232,027.85	3,232,027.85	-	3,232,027.85	-	-	3,232,027.85	369,564.68	219,028.43	220,296.89	2,423,137.85	3,232,027.85
General Services		-	570,888.09	570,888.09	-	570,888.09	-	-	570,888.09	34,116.28	88,273.97	43,372.68	405,125.16	570,888.09
Other General Services	5021299000	-	570,888.09	570,888.09	-	570,888.09	-	-	570,888.09	34,116.28	88,273.97	43,372.68	405,125.16	570,888.09
Other General Services	5021299099	-	570,888.09	570,888.09	-	570,888.09	-	-	570,888.09	34,116.28	88,273.97	43,372.68	405,125.16	570,888.09
Repairs and Maintenance		-	2,450.00	2,450.00	-	2,450.00	-	-	2,450.00	-	-	-	2,450.00	2,450.00
Repairs and Maintenance - Buildings and Other	5021304000	-	2,450.00	2,450.00	-	2,450.00	-	-	2,450.00	-	-	-	2,450.00	2,450.00
Other Structures	5021304099	-	2,450.00	2,450.00	-	2,450.00	-	-	2,450.00	-	-	-	2,450.00	2,450.00
Other Maintenance and Operating Expenses		40,112,300.65	- 38,530,185.30	1,582,115.35	40,112,300.65	- 38,530,185.30	-	-	1,582,115.35	45,000.00	45,211.22	261,500.00	1,230,390.13	1,582,101.35
Printing and Publication Expenses	5029902000	-	107,500.00	107,500.00	-	107,500.00	-	-	107,500.00	-	-	49,500.00	58,000.00	107,500.00
Representation Expenses	5029903000	-	281,784.75	281,784.75	-	281,784.75	-	-	281,784.75	-	-	3,500.00	278,284.75	281,784.75
Rent/Lease Expenses	5029905000	-	45,000.00	45,000.00	-	45,000.00	-	-	45,000.00	-	-	30,000.00	15,000.00	45,000.00
Rents - Equipment	5029905004	-	45,000.00	45,000.00	-	45,000.00	-	-	45,000.00	-	-	30,000.00	15,000.00	45,000.00
Subscription Expenses	5029907000	-	112,601.53	112,601.53	-	112,601.53	-	-	112,601.53	45,000.00	22,711.22	-	44,890.31	112,601.53
Other Subscription Expenses	5029907099	-	112,601.53	112,601.53	-	112,601.53	-	-	112,601.53	45,000.00	22,711.22	-	44,890.31	112,601.53
Other Maintenance and Operating Expenses	5029999000	40,112,300.65	- 39,077,071.58	1,035,229.07	40,112,300.65	- 39,077,071.58	-	-	1,035,229.07	-	22,500.00	178,500.00	834,215.07	1,035,215.07
Other Maintenance and Operating Expenses	5029999099	40,112,300.65	- 39,077,071.58	1,035,229.07	40,112,300.65	- 39,077,071.58	-	-	1,035,229.07	-	22,500.00	178,500.00	834,215.07	1,035,215.07
Capital Outlays		62,278,750.80	- 336,000.00	61,942,750.80	62,278,750.80	- 336,000.00	-	-	61,942,750.80	20,013,336.00	2,026,000.00	12,550,427.00	27,351,902.37	61,941,665.37
Property, Plant and Equipment Outlay		62,278,750.80	- 336,000.00	61,942,750.80	62,278,750.80	- 336,000.00	-	-	61,942,750.80	20,013,336.00	2,026,000.00	12,550,427.00	27,351,902.37	61,941,665.37
Buildings and Other Structures	5060404000	22,590,000.00	- 4,524,599.54	18,065,400.46	22,590,000.00	- 4,524,599.54	-	-	18,065,400.46	-	-	11,902,995.00	6,162,405.46	18,065,400.46
School Buildings	5060404002	22,590,000.00	- 4,524,599.54	18,065,400.46	22,590,000.00	- 4,524,599.54	-	-	18,065,400.46	-	-	11,902,995.00	6,162,405.46	18,065,400.46
Machinery and Equipment Outlay	5060405000	34,668,750.80	8,496,471.54	43,165,222.34	34,668,750.80	8,496,471.54	-	-	43,165,222.34	20,013,336.00	1,226,000.00	735,304.00	21,189,496.91	43,164,136.91
Information and Communication Technology	5060405003	2,778,040.80	24,403,295.22	27,181,336.02	2,778,040.80	24,403,295.22	-	-	27,181,336.02	20,013,336.00	1,050,000.00	- 75,000.00	6,191,914.62	27,180,250.62
Medical Equipment	5060405011	-	4,055,017.78	4,055,017.78	-	4,055,017.78	-	-	4,055,017.78	-	-	-	4,055,017.78	4,055,017.78
Technical and Scientific Equipment	5060405014	-	8,547,203.54	8,547,203.54	-	8,547,203.54	-	-	8,547,203.54	-	-	-	8,547,203.51	8,547,203.51
Other Machinery and Equipment	5060405099	31,890,710.00	- 28,509,045.00	3,381,665.00	31,890,710.00	- 28,509,045.00	-	-	3,381,665.00	-	176,000.00	810,304.00	2,395,361.00	3,381,665.00
Furniture, Fixtures and Books Outlay	5060407000	5,020,000.00	- 4,307,872.00	712,128.00	5,020,000.00	- 4,307,872.00	-	-	712,128.00	-	800,000.00	- 87,872.00	-	712,128.00
Furniture and Fixtures	5060407001	5,020,000.00	- 4,307,872.00	712,128.00	5,020,000.00	- 4,307,872.00	-	-	712,128.00	-	800,000.00	- 87,872.00	-	712,128.00
GRAND TOTAL		106,387,151.45	-	106,387,151.45	106,387,151.45	-	-	-	106,387,151.45	21,401,470.17	3,580,983.02	13,612,517.30	67,791,081.53	106,386,052.02

Particulars	UACS CODE	Disbursements					Balances				
		1st Quarter Ending March 31	2nd Quarter Ending June 30	3rd Quarter Ending September 30	4th Quarter Ending December 31	Total	Unreleased Appropriations	Unobligated Allotments	Unpaid Obligations (15-20)=(23+24)		
		16	17	18	19	20=(16+17+18+19)			21=(5-10)	22=(10-15)	Due and Demandable
1	2	16	17	18	19	20=(16+17+18+19)	21=(5-10)	22=(10-15)	23	24	
Other Professional Services	5021199000	369,564.68	219,028.43	220,296.89	2,423,137.85	3,232,027.85	-	-	-	-	
General Services		34,116.28	88,273.97	43,372.68	401,943.56	567,706.49	-	-	3,181.60	-	
Other General Services	5021299000	34,116.28	88,273.97	43,372.68	401,943.56	567,706.49	-	-	3,181.60	-	
Other General Services	5021299099	34,116.28	88,273.97	43,372.68	401,943.56	567,706.49	-	-	3,181.60	-	
Repairs and Maintenance		-	-	-	-	-	-	-	-	2,450.00	
Repairs and Maintenance - Buildings and Other	5021304000	-	-	-	-	-	-	-	-	2,450.00	
Other Structures	5021304099	-	-	-	-	-	-	-	-	2,450.00	
Other Maintenance and Operating Expenses		27,870.98	22,711.22	37,250.00	860,960.08	948,792.28	-	14.00	228,550.00	404,759.07	
Printing and Publication Expenses	5029902000	-	-	-	107,500.00	107,500.00	-	-	-	-	
Representation Expenses	5029903000	-	-	3,500.00	208,590.75	212,090.75	-	-	58,550.00	11,144.00	
Rent/Lease Expenses	5029905000	-	-	-	-	-	-	-	-	45,000.00	
Rents - Equipment	5029905004	-	-	-	-	-	-	-	-	45,000.00	
Subscription Expenses	5029907000	27,870.98	22,711.22	-	2,019.33	52,601.53	-	-	-	60,000.00	
Other Subscription Expenses	5029907099	27,870.98	22,711.22	-	2,019.33	52,601.53	-	-	-	60,000.00	
Other Maintenance and Operating Expenses	5029999000	-	-	33,750.00	542,850.00	576,600.00	-	14.00	170,000.00	288,615.07	
Other Maintenance and Operating Expenses	5029999099	-	-	33,750.00	542,850.00	576,600.00	-	14.00	170,000.00	288,615.07	
Capital Outlays		-	-	21,442,671.45	2,149,708.69	23,592,380.14	-	1,085.43	440,183.46	37,909,101.77	
Property, Plant and Equipment Outlay		-	-	21,442,671.45	2,149,708.69	23,592,380.14	-	1,085.43	440,183.46	37,909,101.77	
Buildings and Other Structures	5060404000	-	-	2,026,502.25	-	2,026,502.25	-	-	-	16,038,898.21	
School Buildings	5060404002	-	-	2,026,502.25	-	2,026,502.25	-	-	-	16,038,898.21	
Machinery and Equipment Outlay	5060405000	-	-	19,416,169.20	1,473,187.09	20,889,356.29	-	1,085.43	440,183.46	21,834,597.16	
Information and Communication Technology	5060405003	-	-	19,416,169.20	506,175.00	19,922,344.20	-	1,085.40	428,397.22	6,829,509.20	
Medical Equipment	5060405011	-	-	-	769,788.83	769,788.83	-	-	11,786.24	3,273,442.71	
Technical and Scientific Equipment	5060405014	-	-	-	-	-	-	0.03	-	8,547,203.51	
Other Machinery and Equipment	5060405099	-	-	-	197,223.26	197,223.26	-	-	-	3,184,441.74	
Furniture, Fixtures and Books Outlay	5060407000	-	-	-	676,521.60	676,521.60	-	-	-	35,606.40	
Furniture and Fixtures	5060407001	-	-	-	676,521.60	676,521.60	-	-	-	35,606.40	
GRAND TOTAL		469,769.44	499,177.62	22,063,615.64	6,779,630.08	29,812,192.78	-	1,099.43	13,278,419.06	63,295,440.18	

This report was generated using the Unified Reporting System on null version.FAR1A.1.1 ; Status : SUBMITTED


Certified Correct:


RAMOS, ROMEO LANDICHO
 Budget Officer
 Date:


Certified Correct:


FALO, DANIEL JOHN FROGOSA
 Accountant
 Date:

Recommending Approval:


RAMOS, ROMEO LANDICHO
 Director, FMS
 Date:

Approved By:


RONQUILLO, TIRSO ALCOS
 Agency Head
 Date